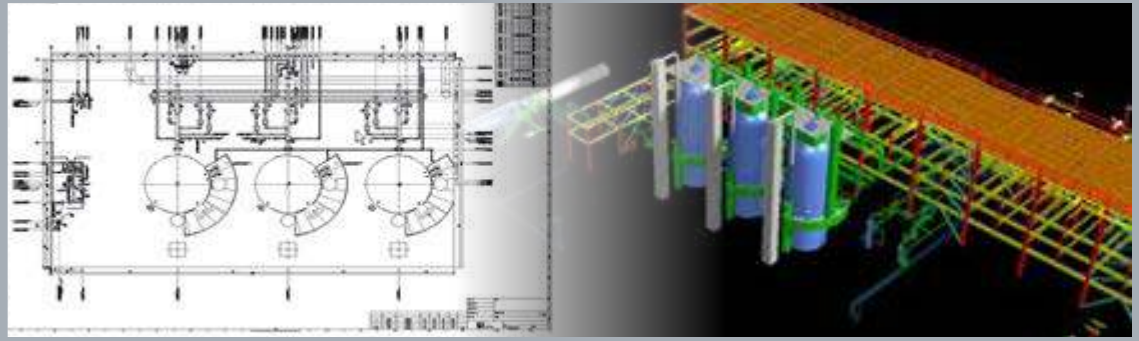


Bentley
Advancing Infrastructure

CONNECT Edition



OpenPlant Orthographics Manager

Spend Less Time Drawing and More Time Designing

OpenPlant Orthographics Manager automates the extraction and production of high-quality drawings from a 3D model, saving EPCs and owner-operators time and money. Automatic single and double line drawings, annotations, dimensions, and label placements accelerate drawing preparation, ensure consistent legibility, and enable designers to stay more focused on their primary jobs.

The CONNECT Edition

The SELECT® CONNECT Edition includes SELECT CONNECT services, new Azure-based services that provide comprehensive **learning, mobility, and collaboration** benefits to every Bentley application subscriber. **Adaptive Learning Services** helps users master use of Bentley applications through CONNECT Advisor, a new in-application service that provides contextual and personalized learning. **Personal Mobility Services** provides unlimited access to Bentley apps, ensuring users have access to the right project information when and where they need it. **ProjectWise® Connection Services** allow users to securely share application and project information, to manage and resolve issues, and to create, send, and receive transmittals, submittals, and RFIs.

Increase Productivity with Drawing Automation

OpenPlant Orthographics Manager automates the production of drawings and increases productivity allowing designers to spend less time extracting 2D files. Output of orthographics with annotation applied for various disciplines, as well as dimensioning, label placement and more is achieved through the application's ability to quickly read the 3D model information, and transpose that to the orthographic drawing, saving designers time and reducing errors.

Increase Legibility on Deliverables

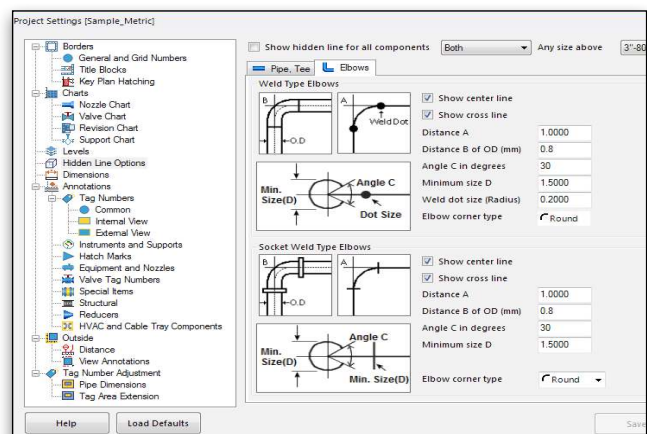
OpenPlant Orthographics Manager allows users to automatically create single/double line drawing output through a simple configuration setting for the same model, enabling line display to be controlled through pipe size, increasing legibility on highly detailed drawings.

Better Manage Annotation Options with Streamlined Interface

OpenPlant Orthographics Manager provides a single interface to reduce the challenges of working with multiple interfaces to manage annotations for various disciplines such as piping, equipment, HVAC, cable tray, and structural. This eases the task of managing annotation options and keeps track of project configurations for better project settings capture and drawing output control.

Rapid Drawing Management through Multiple Views

OpenPlant Orthographics Manager reduces the complexity when defining and managing 2D views for multiple drawing views. Designers can interactively select the required clipping sections and add multiple views for definition files, with the ability to change view scale and rotation, saving time and increasing quality.



Intuitive user interface offers a variety of project and configuration settings.

Faster Production and Increased Legibility with Optimal Label Placement

OpenPlant Orthographics Manager's white space search algorithm quickly finds free spaces in general arrangement drawings for labeling of various design components, such as instruments, supports, nozzles, reducers, and line numbers. This optimizes legibility, eliminating markups and drawing rework, and reduces output time from hours to minutes.

Improve Project Collaboration with ProjectWise

OpenPlant Orthographics Manager integrates with ProjectWise for project information management and collaboration cloud services. The integration enables a connection to any ProjectWise repository to directly download models and upload drawings. Users can quickly find and share information without having to send files via email or distribute through file transfer networks saving time and overall costs.

OpenPlant Orthographics Manager allows users to improve collaboration, personal productivity, and information sharing by signing in as a Connected User and associating files with Connected Projects. Connected Users can access personalized learning, communities, notifications, and project information. Connected Projects provide project level reporting including which Connected Users are working on a project, how much time they are spending on a project, and what Bentley applications they are using.

With CONNECT services, learn to master your Bentley applications and get work done at any time from any place. The intuitive user interface offers a variety of project and configuration settings. Empower your teams to connect and collaborate.

System Requirements

Operating System

Windows 10, 8.1, 8, 7 SP1 (64-bit),
Windows Server 2012/2008

Software Prerequisites

Microsoft .NET Framework 4.6.2,
Microsoft Visual Basic for Applications
core, Microsoft Visual Basic for
Applications localized, Microsoft
Internet Explorer, minimum v11.0,
with 128-bit cipher strength. Microsoft
no longer supports any versions
prior to v11.0. Internet Explorer is
not installed as part of the product
pre-requisites.

Processor

Intel or AMD processor 1.0 GHz
or greater. OpenPlant PID is not
supported on a CPU that does not
support SSE2.

Memory

4 GB minimum, 16 GB recommended

Disk Space

12 GB minimum, 12-22 GB
depending additional installations
such as Companion Feature and
Companion Product.

Graphics Card

See the graphics card manufacturer
for latest information on DirectX
drivers. 512 MB of video RAM or
higher is recommended. If insufficient
video RAM or no graphics card
supported by DirectX can be found,
OpenPlant PID attempts to use
software emulation. For optimal
performance, graphics display
color depth should be set to 24-bit
or higher. When using a color depth
setting of 16-bit, some inconsistencies
will be noted.

**Find out about Bentley
at: www.bentley.com**

Contact Bentley

1-800-BENTLEY (1-800-236-8539)
Outside the US +1 610-458-5000

Global Office Listings

www.bentley.com/contact

OpenPlant Orthographics Manager At-A-Glance

Increased Productivity

- Easy to create 2D piping general arrangement drawings
- Ability to regenerate drawings with different annotation and labeling options, providing rapid project configuration

Multiple Project Configurations

- Works with different project units (imperial/metric)
- Configuration settings are saved to a project setting file and can be reloaded to maintain existing drawing conditions

Single/Double Line Drawing Output

- Allows user to create single/double line drawing output
- Line display can be controlled through pipe size

Built-in Reports

- Available for pipe, support, equipment, and instrument lists

2D Free Space Search and Optimization

- Enhanced algorithm finds free spaces in general arrangement drawings for the optimal placement of labels
- Avoids interference of the label (e.g. text string and leaders) with other text or geometry in the drawing
- Gives ability to control interference through user interface generation option

Labeling Priority/Control

- Ability to set priority of label (pipe, control valves, supports) in the drawing to avoid overlapping interference on highly detailed drawings
- Effectively and efficiently uses the space around a tagged item
- Uses two types of label control options based on:
 - » internal density
 - » boundary area

Multi-views and Composite Views

- Supports multiple views of 3D design to create composite drawings
- Ability to interactively select desired clipping sections

Hidden Line Option

- Hidden line drawings for 3D models can be controlled through on/off settings
- Various options are available to control hidden line output
 - » Pipe (single/double line display with industry standard 2D symbols)
 - » Elbow (Weld/SW and THD type), Tee
 - » Option to show centerlines

Publish Deliverables to ProjectWise Share

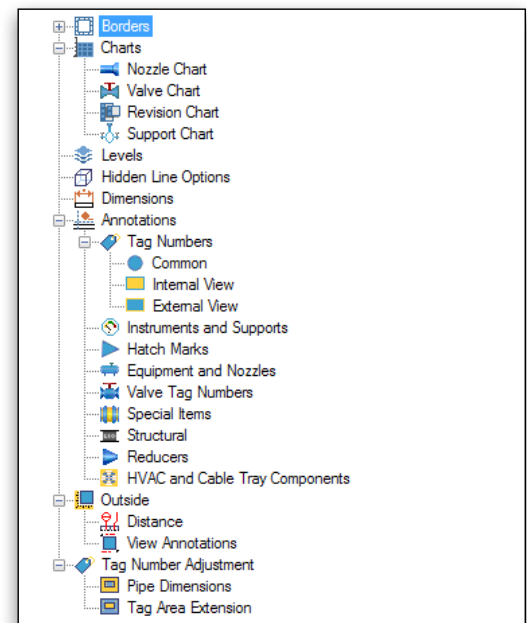
- Exchange files of any size quickly through a centralized, easy-to-use platform
- Allow designated project participants to easily access project deliverables without opening your firewall
- Discover up-to-date files readily by organizing them in an intuitive, project-based context
- Reduce disruptions to your workflows via integration with other select Bentley design applications

Runtime Options

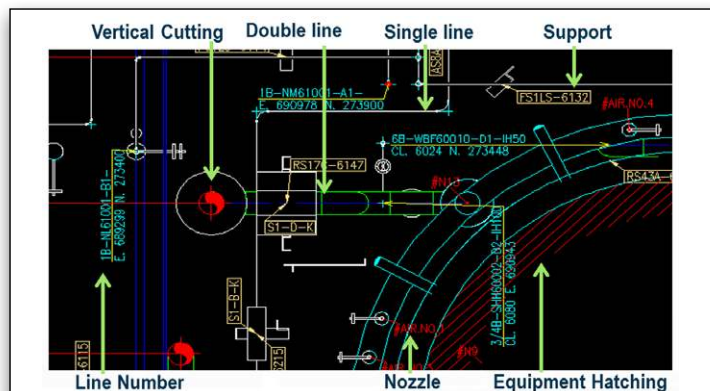
- Output unit (metric/inch-feet)
- Placement priority of inside annotations
- Free space searching density (sparse/average/dense mode)
- Free space searching boundary (fast/middle/detail mode)
- Annotation filtering options

OpenPlant Orthographics Manager Output

- 2D hidden line MicroStation® output (.DGN) with dimensions and annotations



OpenPlant Orthographics Manager drawing symbology options.



OpenPlant Orthographics Manager sample output.